



LIVE THE GREAT AUSSIE DREAM



 (08) 9493 7115  greataussiepatios.com.au

40 UNDER 40 AWARD WINNING BUSINESS

Great Aussie Patios was started in 2000. I knew that I could increase the satisfaction and quality I saw customers were getting in the patio marketplace. Years of experiences have put us into a good place to deliver quality products and service. My team has a clear focus and our core values are:

- We go the extra mile to please our customers
- We don't turn a blind eye to poor quality
- We deliver faster than anyone else in the patio market
- We find better ways to please our customers and deliver better patios
- We have flexibility in our workplace (our staff work/life balance)
- We have honesty and integrity in all of our actions



7 GREAT REASONS FOR CHOOSING GREAT AUSSIE PATIOS PERTH

1. Fast - We will build your patio quicker than anyone else in Perth. We control the whole process so there are no delays including fabricating and powder coating all our own patios

2. Free - Free quotes onsite within 3 days. We know you want to make a decision quickly; we can be there to help make it easy and quick

3. Warranty - We warranty our workmanship for life. We want you to remain happy and buy from us again.

4. Quality - We only use the best Australian Made steel. Because we don't outsource any processes we control the quality to ensure you get the best

5. Value - Our low cost business model means you pay less.

6. Easy - We handle the shire approval process. They can be a real pain to deal with, but we take on all that so you needn't stress.

7. Service - Focused on you so you remain a client for life! We survey all our clients and have hundreds of testimonials. We are a company you can trust!

Find Us On:



Search: Great Aussie Patios Perth



Search: Great Aussie Patios Perth

PATIO STYLES



Gables



Domes



Pyramids



Hip Ends



Skillions



Flats



Carports



Decking

Community Involvement

We are proudly supporting Perth community groups. Part of our mission is to give back to the community. If you know of a worthy community group needing a patio we may be able to help.

Contact us on
9493 7115
for more info



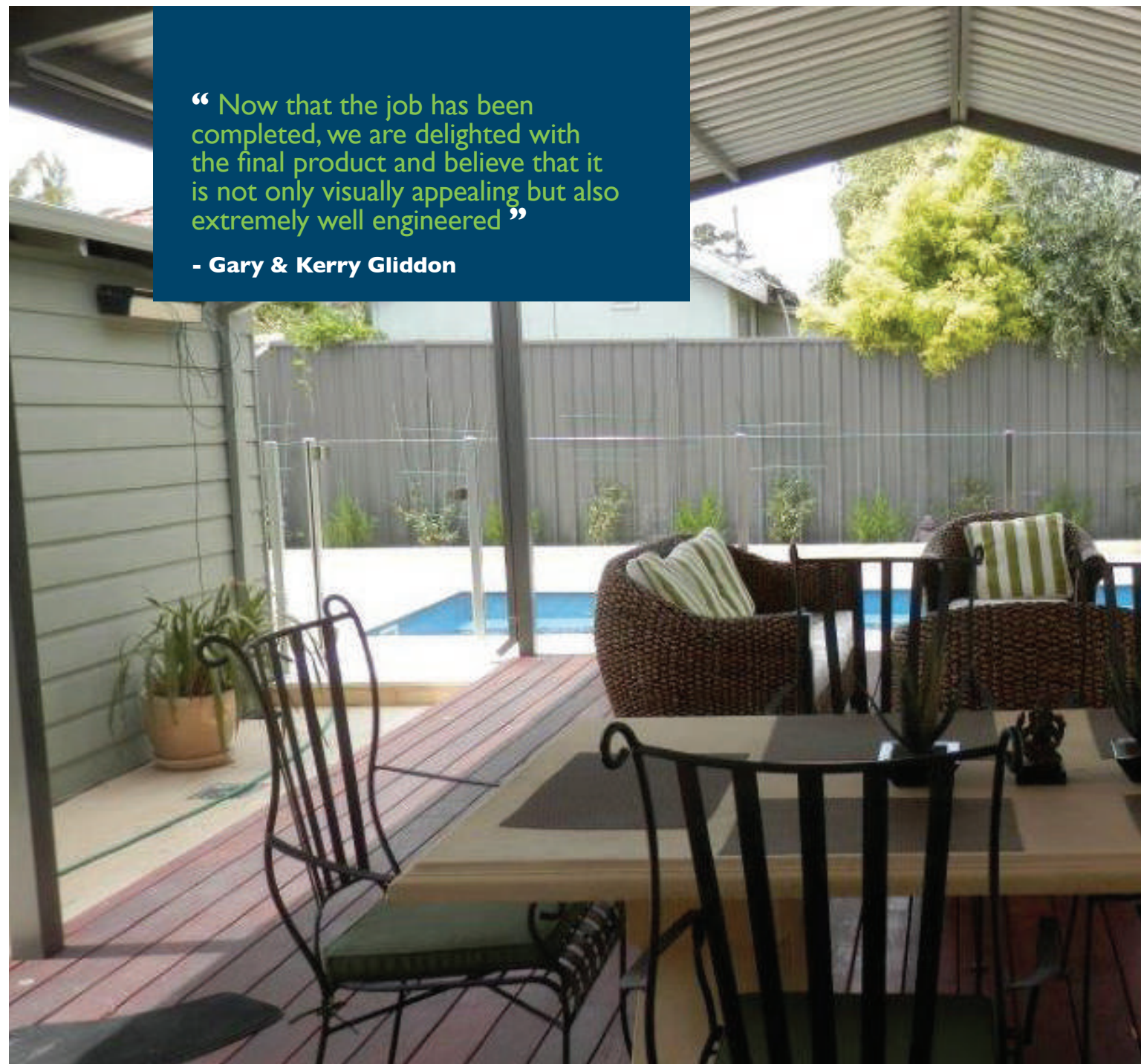
Gable patio for summertime entertaining.



Gable patio, perfect for that early morning cuppa.



Gable patio for those family get together's.



“ Now that the job has been completed, we are delighted with the final product and believe that it is not only visually appealing but also extremely well engineered ”

- Gary & Kerry Gliddon



We Warranty Our Workmanship for Life




We Only Use Australian Steel



We Handle The Shire Approval Process



Custom Designed



GABLE PATIOS

ADVANTAGES:

- > Greater airflow under the patio means it remains cooler
- > Greater height makes the area feel larger and more open
- > Pitch of roof can be custom to suit your home
- > Gable designs can be custom made to suit your style
- > Multiple roof sheeting options to compliment your design
- > Spans of up to 10m can create larger area where posts aren't desired
- > Able to be built in a 'truss in truss' style and/or hip end style

DISADVANTAGES:

- > Higher cost to build than a flat or skillion style

PAGE 5



Strong and
Durable



Range Of
Colours



Want More?
Visit Us Online.

DOME

ADVANTAGES:

- > Unique styling to compliment certain homes

DISADVANTAGES:

- > Higher cost to build than gables, flats or skillions
- > Limited roof sheeting options that are able to be curved
- > Narrow domes cant have much height due to curving restrictions
- > Not able to be built in a 'dome in dome' style or hipend style



PAGE 6



We Warranty Our
Workmanship for Life



We Only Use
Australian Steel



We Handle The Shire
Approval Process



Custom
Designed

“ We are very happy with the patio finish and I will have no reservations in recommending your company to any future client. Please pass on our gratitude to your installer ”

- Troy Duncan



Large dome patio with nice height.



Classic dome patio.



Light open dome patio.



Strong and
Durable



Range Of
Colours



Want More?
Visit Us Online.



Freestanding hipend patio by the pool.




Simple hipend patio for that extra cover from the elements.



Perfect setting to relax under a hipend patio.

“ From the quote, to customer contact, to installation, everything exceptional ”

- **Stuart and Sharon Baird**



We Warranty Our Workmanship for Life




We Only Use Australian Steel



We Handle The Shire Approval Process



Custom Designed



HIPEND PATIOS

ADVANTAGES:

- > Premium Looking gable patios
- > Match in well with a traditional house roof look and feel
- > Multiple roof sheeting options to compliment your design
- > Greater airflow under the patio means it remains cooler
- > Greater height makes the area feel larger and more open
- > Pitch of roof can be custom to suit your home
- > Gable designs can be custom made to suit your style

DISADVANTAGES:

- > Premium price due to increased labour and material wastage
- > A more closed in feel to a standard gable patio

PAGE 9



Strong and
Durable



Range Of
Colours



Want More?
Visit Us Online.

PYRAMID PATIOS

ADVANTAGES:

- > Work best in a square area due to the symmetry of a pyramid
- > A more premium, custom look and finish to a traditional gable patio

DISADVANTAGES:

- > More expensive due to increased labour and materials waste



PAGE 10



We Warranty Our
Workmanship for Life



We Only Use
Australian Steel



We Handle The Shire
Approval Process



Custom
Designed

“ Wow what a difference my new patio makes. The installers were enthusiastic and motivated, with a great attitude to customer service. ”

- Karen Steele



Maximum light through an all polycarbonate roof.



Freestanding pyramid patio.



Pyramid patio in Colorbond to match the house.



Strong and Durable



Range Of Colours



Want More?
Visit Us Online.



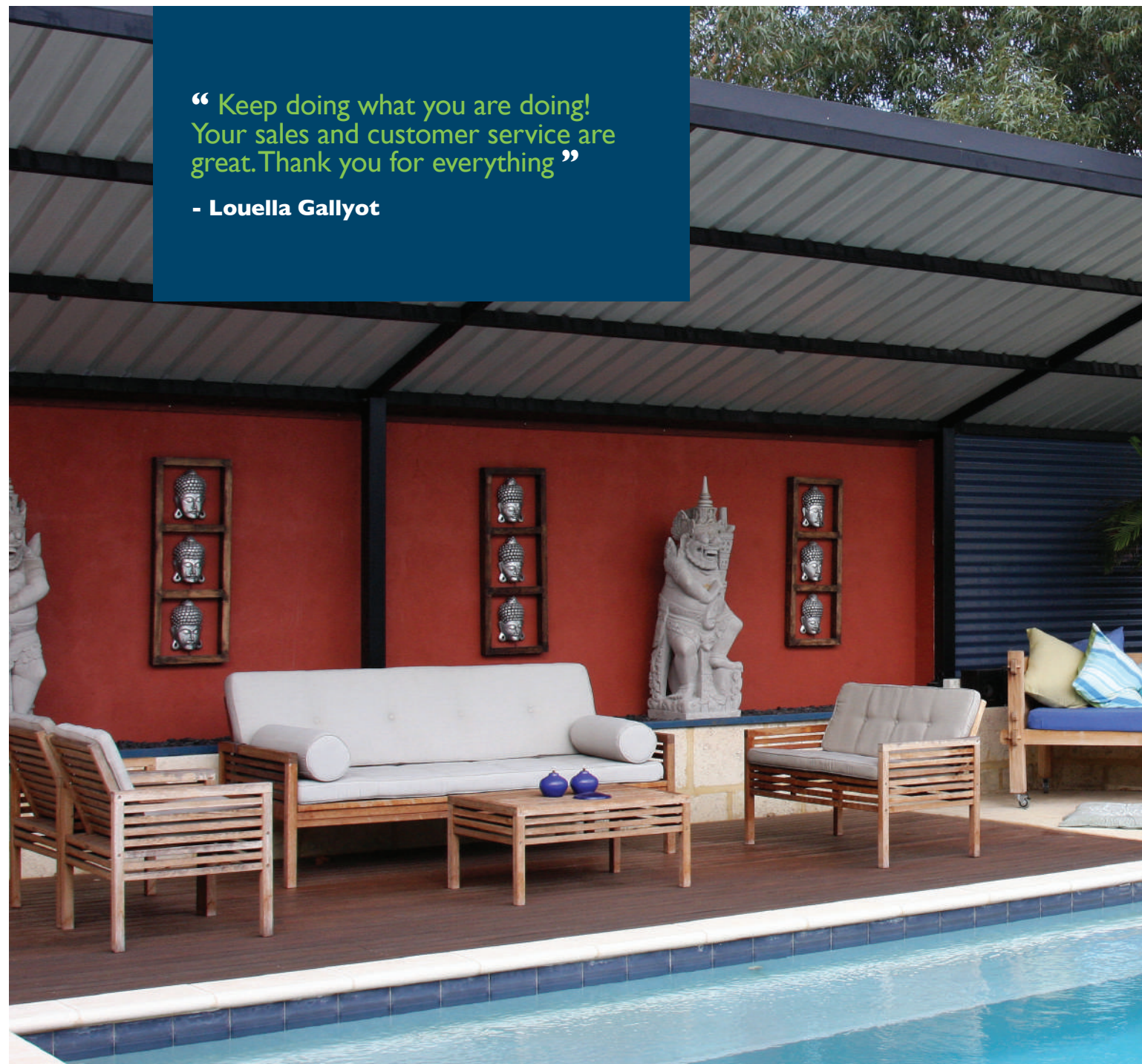
Classic colour's on a skillion patio.



Skillion patio with a view.



Clean and simple skillion patio.



We Warranty Our
Workmanship for Life



We Only Use
Australian Steel



We Handle The Shire
Approval Process



Custom
Designed



SKILLIONS

ADVANTAGES:

- > A cost effective option to gain elevation
- > If north facing a great solar passive option

DISADVANTAGES:

- > The need for a box gutter on your house
- > Risk of water overflow due to patio water running back toward your house

PAGE 13



Strong and
Durable



Range Of
Colours



Want More?
Visit Us Online.

FLAT PATIOS

ADVANTAGES:

- > A very cost effective patio design
- > If you have high fascias more suitable than a gable sometimes
- > Multiple roof sheeting options available
- > Simple design can be appealing and suits most house designs

DISADVANTAGES:

- > More heat radiates from the lower roof
- > A more closed in feeling patio style
- > The need for fall on the roof can make the roofline very low on wide patios
- > Less spanning width than what truss style patios offer



PAGE 14



We Warranty Our
Workmanship for Life



We Only Use
Australian Steel



We Handle The Shire
Approval Process



Custom
Designed

“ You had a ‘can do’ attitude and delivered. I’m looking forward to having enough money in the bank to ring you and ask you to do the next patio for me ”

- Richard Barter



Country style flat patio.



A Multicell flat patio overlooking the pool.



A raised flat patio for a bit of extra height.



Strong and Durable



Range Of Colours



Want More?
Visit Us Online.



Large flat style carport.



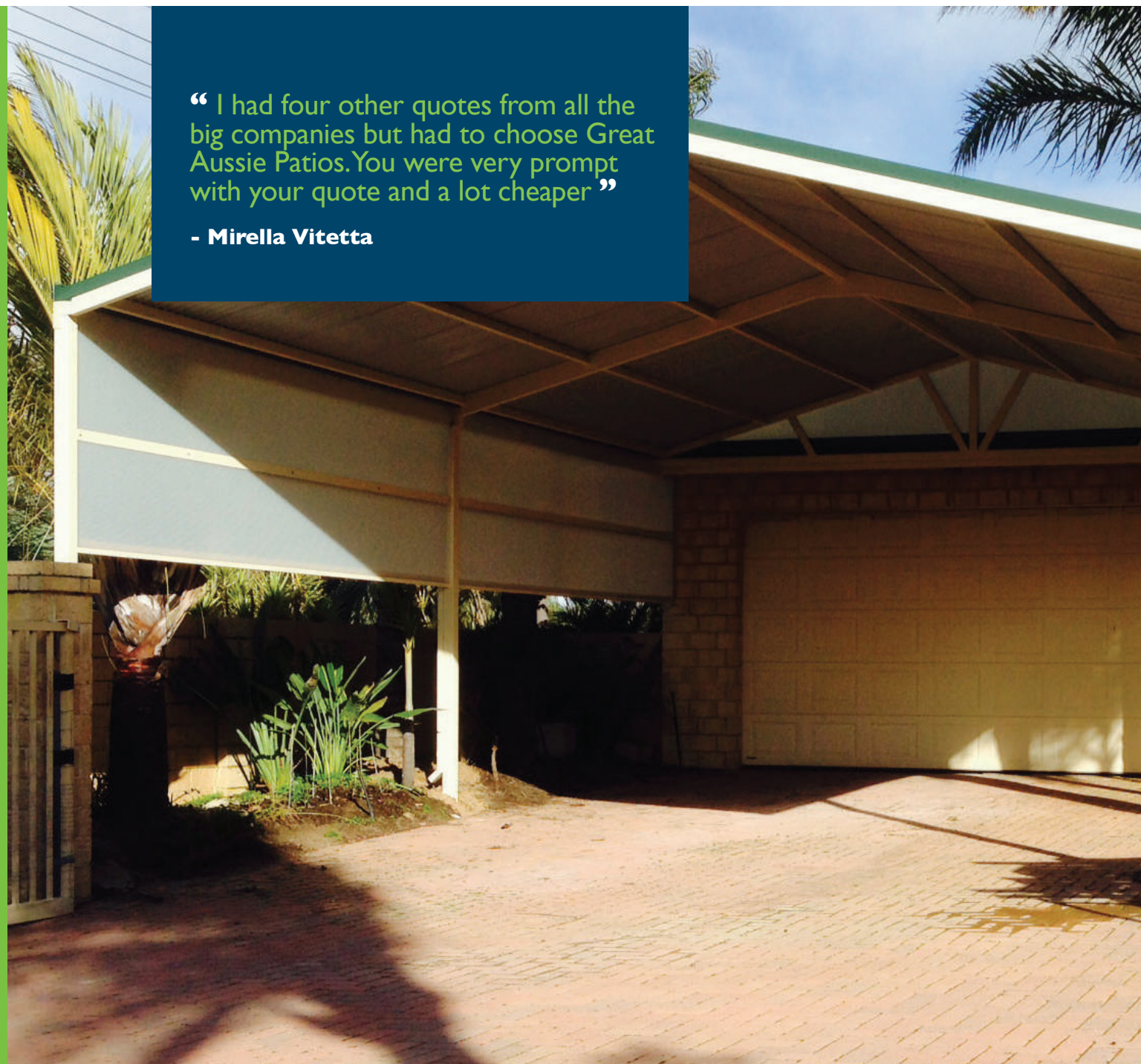
A gable double carport.



Gable style carport for extra cover.

“ I had four other quotes from all the big companies but had to choose Great Aussie Patios. You were very prompt with your quote and a lot cheaper ”

- Mirella Vitetta



We Warranty Our
Workmanship for Life



We Only Use
Australian Steel



We Handle The Shire
Approval Process



Custom
Designed



CARPORTS

ADVANTAGES:

- > Extra area for vehicles to be covered
- > Custom built to suit your needs.
- > Can provide extra cover for boats, caravans etc.

DISADVANTAGES:

- > Some shire's request a change of design to suit the street scape.
- > Can look like an add on to the house

PAGE 17



Strong and
Durable




Range Of
Colours




Want More?
Visit Us Online.

ROOFING OPTIONS




Colorbond Steel



Suntuf Polycarbonate



SolarSpan Insulated



Sunpal Multicell



Cooltop Roofing



C-dek



We Warranty Our
Workmanship for Life



We Only Use
Australian Steel



We Handle The Shire
Approval Process



Custom
Designed



COLORBOND STEEL

Colorbond is trademark brand of steel products produced by Bluescope steel. Bluescope is a quality Australian company who supply coils of Colorbond steel which is pressed and rolled into roof sheeting, guttering and flashings.

Stramit Industries based in Maddington are Great Aussie Patios preferred supplier of roof sheeting and associated products made from Colorbond:

- Matching in with an existing house roof made of Colorbond
- 22 Standard colours available which complement any home
- Ideal to provide full sun protection
- Clean lines and smooth curves for a beautiful appearance
- Good reflecting properties to keep the heat out in Summer



Monoclad



Corrugated



Greca

PAGE 19



Strong and
Durable



Range Of
Colours



Want More?
Visit Us Online.



SUNTUF POLYCARBONATE

NATURAL LIGHT

Your patio roof will look fantastic using any of the colours available. The big advantage of polycarbonate is the amount of natural sunlight that will enter your patio area. If you want protection from the sun and rain but don't want to lose any light entering your house then polycarbonate roofing is for you

SKYLIGHTS

You could just use polycarbonate sheets along with Colorbond roof sheets to a 'skylights'. Some people don't want too much sunlight but do want to let some light into their patio areas. By using a few rows you will be amazed how much light you can achieve through polycarbonate roof sheeting.

UV Protection

All Suntuff polycarbonate roof sheets provide 99.9% UV protection against harmful rays. This maximum UV protection also makes SUNTUF suitable for greenhouse applications. At the same time SUNTUF allows up to 90% of available light through the sheet and its resistance to weathering makes it suitable for Australia's varied climatic conditions.

FLEXIBILITY

SUNTUF Polycarbonate Roof Sheetting is virtually unbreakable. It offers great design flexibility when curving both along across the corrugations. SUNTUF can be curved longitudinally to work easily on dome patios. Polycarbonate's unbreakable qualities make the sheet resistant to impact from hail or even hammer blows, yet the sheets can easily be cut using a wide range of cutting tools.



We Warranty Our
Workmanship for Life



We Only Use
Australian Steel



We Handle The Shire
Approval Process



Custom
Designed




SOLARSPAN INSULATED

Cooler than any other roofing available, insulated products not only look fabulous but also are extremely practical for our hot climate.

We use Bondor's revolutionary product Solarspan™.

Solarspan™ is an ingenious combination of roofing insulation and ceiling in one durable, functional and attractive panel. This all-in-one roofing solution.

SolarSpan®'s unique construction provides insulation & strength



PAGE 21



Strong and Durable



Range Of Colours



Want More?
Visit Us Online.



SUNPAL MULTICELL

For the ultimate in modern roof sheeting you can't go past multicell technology from Sunpal

For an ultra modern look with the latest in plastics technology a multicell roof on your patio will add massive value to your home.

Very common with Architects on commercial buildings. Your home can also be enhanced with this look.



We Warranty Our
Workmanship for Life



We Only Use
Australian Steel



We Handle The Shire
Approval Process



Custom
Designed



COOLTOP ROOFING

A dome patio with the Cooltop roofing.

Cooltop is a non metal roofing option and is perfect for dome patio's, it's up to 50% cooler than traditional metal roofing and available in Greca profile only.

- Ultra Cool
- Durable & Strong
- Hail Resistant
- 50% Cooler than traditional meta
- Cool colours
- Flexible
- Easy on the family budget
- Longlife
- No Rust Problems
- Be comfortable.

PAGE 23



Strong and
Durable



Range Of
Colours



Want More?
Visit Us Online.



C-DEK

C-dek roofing panels come in a high gloss finish, which are very flat and smooth, creating a beautiful modern look. Notice also the Sunlite flat finish on the end of the gable and the opal polycarbonate skylights.

- No internal roof purlins are required
- Wide range of colours and roof pitches
- Stylish appearance adds value to your home
- Complements existing house design
- Large spans increase space between posts
- Smooth aesthetically appealing with underside in a gloss finish
- No unsightly exposed beams



We Warranty Our
Workmanship for Life




We Only Use
Australian Steel



We Handle The Shire
Approval Process



Custom
Designed



FABRICATION AND POWDERCOATINGS

Great Aussie Patios have always taken great pride in fabricating its own custom patio designs. Unlike other franchise operations, we have always taken on any challenge and continue to build custom patios that others could or would not be able to install. We custom make all of our patio beams and trusses to suit even the most challenging of patio design.

We also made a strategic descion in 2012 to bring in house our own powdercoating operation. This allowed us to be fully in control of the whole patio manufacturing process from start to finish. Our core promise is to deliver patios quicker than anyone else in the market. We constantly delver on this promise and by bringing our processes in house we have ensured the service we offer is always first class.

PAGE 25



Strong and
Durable



Range Of
Colours



Want More?
Visit Us Online.



BOX GUTTER

Advantages

- > Utilize existing house downpipes
- > Replaces a damaged or old existing house guttering system
- > Cleaner look of one flat gutter on the house side of the patio
- > Only one guttering system to clean which is wider and easier for hands

Disadvantages

- > Removing a perfectly good existing house gutter
- > Extra costs for us to install
- > Increased risk of overflowing water into your house due to the patio water and the house water loading up the same system
- > Potential damage (subsequent repair required) of house tiles and ridgecapping mortar joints



We Warranty Our
Workmanship for Life



We Only Use
Australian Steel



We Handle The Shire
Approval Process



Custom
Designed



KISSING GUTTER

Advantages

- > Cheaper and easier to install
- > Keeps the patio water and the house water separate making it easier to isolate water problems

Disadvantages

- > Harder to clean as narrower gaps and two gutters to clean
- > Potential overflowing issues in heavy rain if no extra downpipes are added to the house side of the patio (mainly long patios)

PAGE 27



Strong and
Durable



Range Of
Colours



Want More?
Visit Us Online.



INFILLS

- > Infills are used to seal and weatherproof the sides of patios.
- > Raised flats or cutoff gables are the most common patios that require infills.
- > Infills can be left out to improve air flow, but this increases the risk of rain entering the patio area.



We Warranty Our
Workmanship for Life



We Only Use
Australian Steel



We Handle The Shire
Approval Process



Custom
Designed



ENDFILLS

- > Endfills are used to close off the ends of patios
- > Options include Lattice, Multicell or standard roof sheeting



PAGE 29



Strong and
Durable



Range Of
Colours



Want More?
Visit Us Online.

F.A.Q.

How long will it take to get my patio built?

Before we are able to build your patio, we need approval from your local council to do so. This is called a 'Building Permit' and can take anywhere from a few days up to 4 weeks to receive. The average waiting time for a council to grant this is 3 weeks. Once we have a 'Building Permit', we aim to have your patio built within 4 weeks. The average time from start to finish is 6 weeks. The catch with this is when your patio requires Planning approval. Some patios will require a planning approval before a building permit can be granted and this will delay the approval process somewhat depending on your shire.

How long will it take to get my patio built?

Before we are able to build your patio, we need approval from your local council to do so. This is called a 'Building Permit' and can take anywhere from a few days up to 4 weeks to receive. The average waiting time for a council to grant this is 3 weeks. Once we have a 'Building Permit', we aim to have your patio built within 4 weeks. The average time from start to finish is 6 weeks. The catch with this is when your patio requires Planning approval. Some patios will require a planning approval before a building permit can be granted and this will delay the approval process somewhat depending on your shire.

Do you handle council applications?

Yes, we normally apply for council approval on your behalf. We will submit all the required drawings, site plans and engineering requirements and ensure that the whole process is completed in the quickest possible time.

How big can I make my patio?

There are many factors that affect this decision. All homes along with any additions are meant to comply with the Residential Design Codes of Western Australia. This document details requirements and conditions that govern your patio addition which includes setbacks from fences, heights of the proposed structure and the maximum sizes possible depending on the size of the property. We are more than happy to advise you on whether your proposal will be acceptable and be compliant.

How close to my neighbor's fence can I get?

The Residential Design Codes again govern these dimensions, but a general rule is the patio roof and columns must be no closer than 1.0m from a neighboring fence line. With a signed consent form, we may be able to build the patio up to 500mm from the fence line. It can even be possible to put the columns of the patio right up against the fence line as long as the roofline remains 500mm off. In most cases, requesting to put the patio closer than 1.0m will require a planning application as well as a building application and extra fees are usually involved.

If I want to go ahead with the quote you have given me, how much deposit do we need to pay?

Payment terms are set up so you pay a small deposit. Once we have obtained shire approval and we have begun work on preparing your patio we require a progress payment. We leave a large portion of the payment until the end once you are completely satisfied with your finished patio.

What warranty do I get on my new patio?

All of the materials in your Great Aussie Patio are of the finest quality and are built to last. The polycarbonate sheeting we use has a lifetime warranty. Our workmanship is guaranteed for life. Our goal is to have you purchase again and again as you upgrade your house or move home. In the unlikely event of a problem arising with our workmanship we will remedy this immediately. Steel items in a patio have no warranty. Colorbond do not warranty open sided roof applications. Only sheds with concrete flooring are warrantable. Therefore no patio company should be claiming the roof sheeting or gutters are covered by warranty. The only safeguard for your patio is the regular cleaning schedule.

How much polycarbonate should I put in my patio?

This is very much a personal decision and can be best answered by a few simple questions on what the ultimate purpose of the patio area is designed for. If your main requirement is for shade and cooling, then a highly reflective colorbond roof may be the best solution. If you wish to design an area that is usable all year round but don't wish to reduce the light that enters your house then



We Warranty Our
Workmanship for Life



We Only Use
Australian Steel



We Handle The Shire
Approval Process



Custom
Designed

polycarbonate is more suitable. We find a mix of materials can work best in most situations to give the best balance between heat and shade. Explore our pages on roof sheeting options to learn more.

Does my patio include Gutters and Downpipes?

All of our patios include gutters and Downpipes that comply with the Building Code of Australia. We ensure that the correct size guttering and Downpipes are included to handle the extremes of a Perth winter storm. We can use a variety of guttering solutions but recommend that the patio we build has independent gutters and Downpipes to the existing house. This eliminates the probability of any water leakage or water related damage to your home that can occur with guttering systems that other companies insist upon.

I get strong winds where I live, how do I know my patio won't blow away?

There are requirements in the building license that we receive before building your patio that the structure complies with the Building Code of Australia (BCA). Great Aussie Patios use the services of a certified structural engineer who ensures all of our patio designs comply with the BCA.

Why should I choose a Colorbond steel patio instead of a timber patio?

There are a number of features of Colorbond Steel patios that make them a great alternative to timber patios:

- A Beautiful and elegant appearance
- Quick and clean installation
- Superior durability
- Forest friendly
- No painting
- No termite treatments required

- Considerably less weight load on your house
- Minimal ongoing maintenance

Does it cost any more for certain colours?

Other companies may charge you more but with Great Aussie Patios you can choose any Colorbond colour combinations for no extra charge.

Does it cost me any more for polycarbonate skylight sheets?

Most other companies will charge a fee to include skylight panels. Great Aussie Patios allows you to have as many or as little poly sheets as you like for no extra cost.

Is this your business?

Great Aussie Patios is an independent family owned business, and operates solely in the Perth Metropolitan area. The owner started the business in 2000 and still works as Manager of the business, continually seeking new and relevant ways to improve the quality of service and products.

Is the price you have given your best price?

The prices we quote are very competitive and we only give our best price straight up. If you want a cheaper price, it will come at the expense of the job, for example, reducing the size or shape of the structure, reducing size or quantity of beams or using inferior quality materials. Remember this saying – "The bitterness of poor quality is remembered long after the sweetness of a cheap price".

What Height can we make our patio?

Most patios will usually start at a height around 2.4m above ground level. Most gable or dome patios will have a peak height of around 3.2m. You could make your patio higher but the general feeling of space works well around 3.2m. Any higher may seem too high and result in patios that stand out from your house too much.

PAGE 31



Strong and
Durable



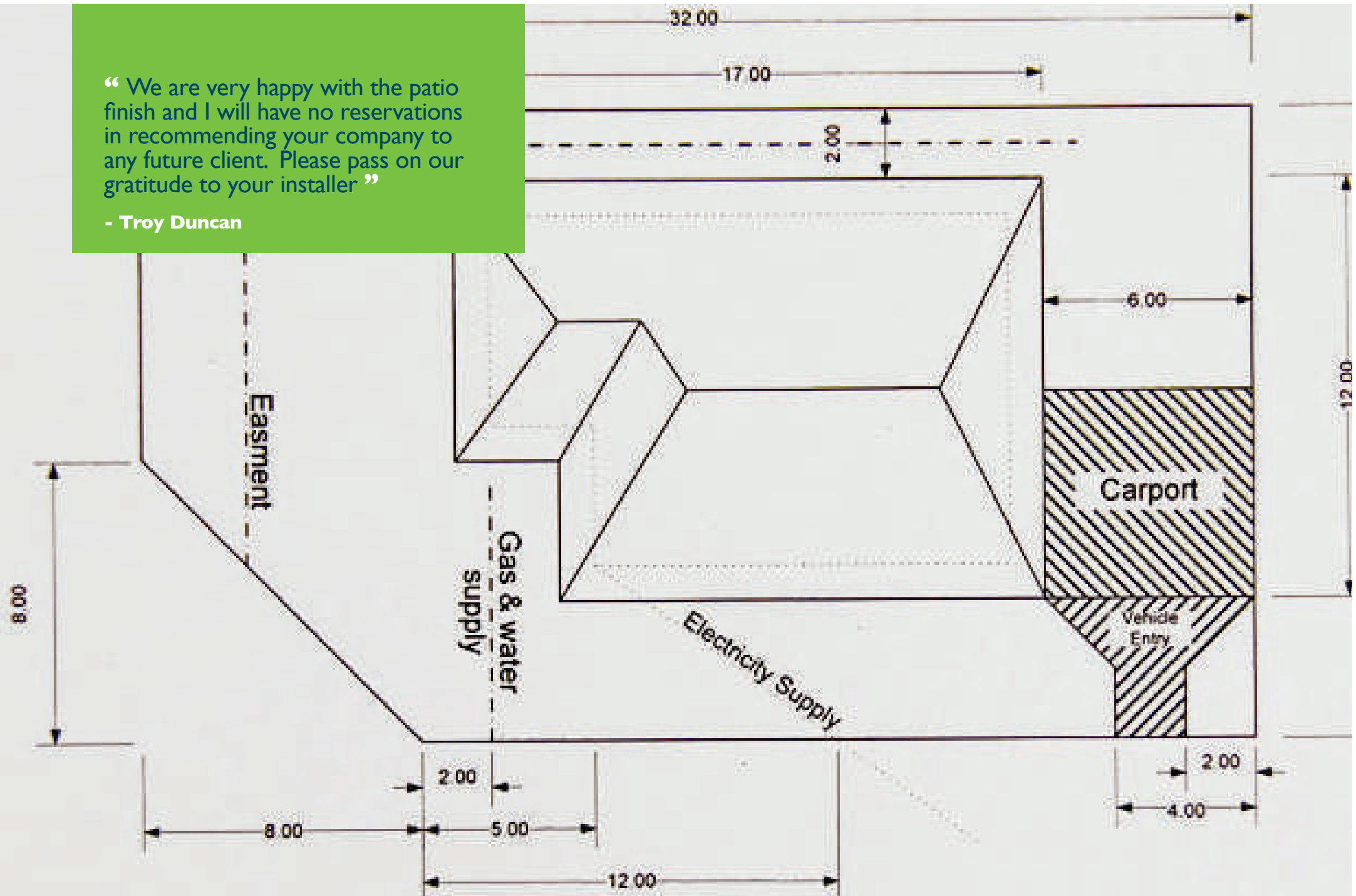
Range Of
Colours



Want More?
Visit Us Online.

“ We are very happy with the patio finish and I will have no reservations in recommending your company to any future client. Please pass on our gratitude to your installer ”

- Troy Duncan



We Warranty Our Workmanship for Life



We Only Use Australian Steel



We Handle The Shire Approval Process



Custom Designed

SHIRE APPROVAL

APPROVAL PROCESS

Before any building works at your home can commence, a building license is required from your local shire. We cannot start building your patio until we have been granted a building license.

The difficult part here is that each and every shire has their own internal policies and procedures, which means there is no fixed standard process and no fixed time frame for a certain shire to grant a license.

The average wait for a building license is 4 weeks. Our goal is to make this process as fast and smooth as possible. In order to do this, we need first and foremost a SITE PLAN.

The key features of a site plan are: It is in the scale of 1:200. If your plan is not to scale, your shire may reject it. It shows your whole property and all of the boundary locations and lengths. It shows the location of the house and the distance from the house to each boundary. If you are in a strata complex, you will need a plan that shows all of the adjoining properties in that strata complex.

OTHER FACTORS

Your property will either be a Green Title or a Strata Title. If you live in a strata complex, you will need letters of consent from all the owners in that complex. Also, if your proposed patio is close to a fence line, you will need letters of consent from the affected neighbours. The table below indicates the information we need from you to obtain a building licence, depending on your particular situation.



PAGE 33



Strong and Durable



Range Of Colours



Want More?
Visit Us Online.

TESIMONIALS

"Wow what a difference my new patio makes. The installers were enthusiastic and motivated, with a great attitude to customer service. I have absolutely no reservations about recommending Great Aussie Patios. Well Done."

- Karen Steele, Yanchep

"Entire undertaking was a very pleasant experience from start to finish. Everyone we dealt with was friendly, helpful and interested. We cannot fault your highly professional staff and product. Thank You."

- BJ and Tracey Johnson, High Wycombe

"The other quotes I had started by saying no delivery for three months. You had a 'can do' attitude and delivered. I'm looking forward to having enough money in the bank to ring you and ask you to do the next patio for me."

Richard Barter, Monitoring Excellence, Bateman

"My experience with your company has been great and your installer needs commending for his vigilance of keeping the area tidy, safely packing the materials away each day and most importantly having quality skills that are represented in the completed project. Again we are very happy with the patio finish and I will have no reservations in recommending your company to any future client. Please pass on our gratitude to your installer."

- Troy Duncan, General Manager, Commercial Refrigeration Industries, Ocean Reef

"I had four other quotes from all the big companies but had to choose Great Aussie Patios. You were very prompt with your quote and a lot cheaper. My whole patio experience was outstanding and I was treated with respect. I will recommend Great Aussie Patios to my friends."

Mirella Vitetta, Lynwood

"We recently referred our neighbors who also decided to go with Great Aussie Patios. We told them about the excellent price and service and are happy to recommend Great Aussie Patios to friends and family in the future."

- Belinda Johnson, Balcatta

"You may recall that whilst you were not the cheapest we were generally happy with the quoted price and in particular your attention to our requirements. Now that the job has been completed, we are delighted with the final product and believe that it is not only visually appealing but also extremely well engineered. We think the design is just terrific and it certainly looks like a quality product. So thanks to you and the team – we would not have any difficulty recommending GAP to any of our friends."

- Gary & Kerry Gliddon, Managing Director Braxford Consultancy Pty Ltd, Nedlands



We Warranty Our
Workmanship for Life



We Only Use
Australian Steel



We Handle The Shire
Approval Process



Custom
Designed



“ From the quote, to customer contact, to installation, everything exceptional ”

- Stuart and Sharon Baird



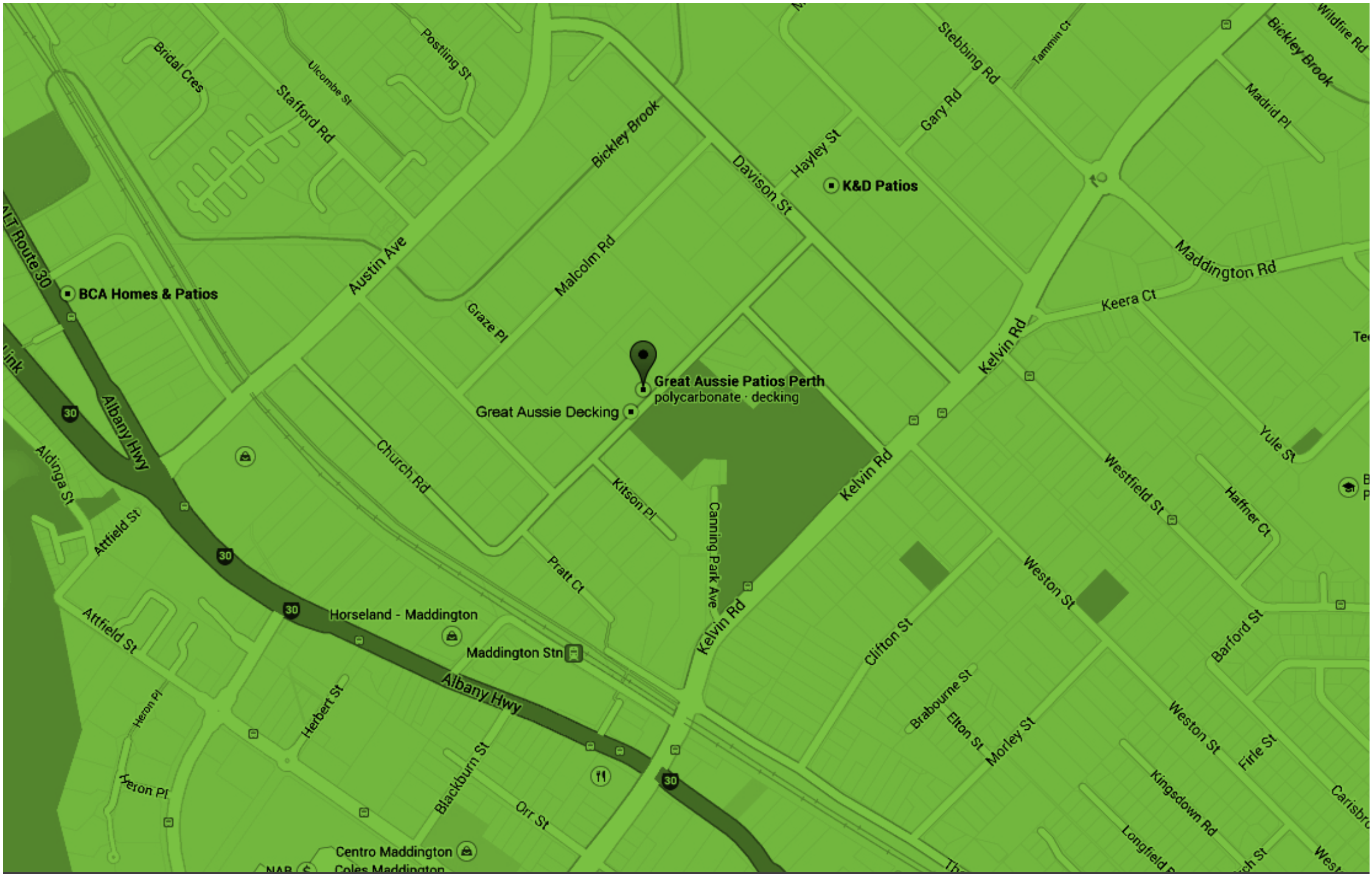
Strong and Durable



Range Of Colours



Want More?
Visit Us Online.



We Warranty Our
Workmanship for Life



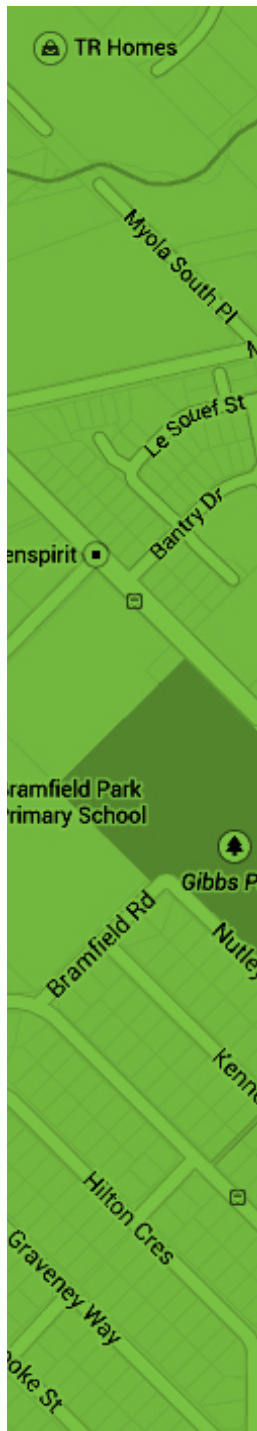
We Only Use
Australian Steel



We Handle The Shire
Approval Process



Custom
Designed



CONTACT DETAILS

Address:

1/15 Alloa Rd, Maddington, WA, 6109
Phone: 9493 7115, Fax: 9441 6270

General info:

info@greataussiepatios.com.au

Sales:

sales@greataussiepatios.com.au

Progress of your patio:

operations@greataussiepatios.com.au

Employment:

employment@greataussiepatios.com.au

General Manager:

manager@greataussiepatios.com.au



Strong and
Durable



Range Of
Colours



Want More?
Visit Us Online.



LIVE THE GREAT AUSSIE DREAM



(08) 9493 7115 greataussiepatios.com.au